

Introductory sub-table (I)(a)			
Name of the Company: PURSHOTTAM INVESTOFIN LIMITED			
Scrip Code: 104151, Name of the scrip, class of security: EQUITY SHARES			
Quarter ended: 31ST MARCH, 2015			
Partly paid-up shares:-	No. of partly paid-up shares	As a % of total no. of partly paid-up shares	As a % of total no. of shares of the company
Held by promoter/promoter group	0	0	0
Held by public	0	0	0
Total	0	0	0
Outstanding convertible securities:	No. of outstanding securities	As a % of total no. of outstanding convertible securities	As a % of total no. of shares of the company, assuming full conversion of the convertible securities
Held by promoter/promoter group	0	0	0
Held by public	0	0	0
Total	0	0	0
Warrants:-	No. of warrants	As a % of total no. of warrants	As a % of total no. of shares of the company, assuming full conversion of warrants
Held by promoter/promoter group	0	0	0
Held by public	0	0	0
Total	0	0	0
Total paid-up capital of the company, assuming full conversion of warrants and convertible securities	62835750		

Date: 14th April, 2015
Place: Delhi

For Purshottam Investofin Limited

Director, Authorised Signatory




Statement Showing Shareholding Pattern								
Category code	Category of Shareholder	Number of Shareholders	Total number of shares	Number of shares held in dematerialized form	Total shareholding as a percentage of total number of shares		Shares Pledged or otherwise encumbered	
					As a percentage of (A+B) ¹	As a percentage of (A+B+C)	Number of shares	As a percentage
(I)	(II)	(III)	(IV)	(V)	(VI)	(VII)	(VIII)	X) = (VIII)/(IV)*100
(A)	Shareholding of Promoter and Indian							
1								
(a)	Individuals/ Hindu Undivided Family	7	3391441	3391441	53.973	53.973	0	0.00
(b)	Central Government/ State Government(s)	0	0	0	0.00	0.00	0	0.00
(c)	Bodies Corporate	0	0	0	0.00	0.00	0	0.00
(d)	Financial Institutions/ Banks	0	0	0	0.00	0.00	0	0.00
(e)	Any Others (Specify)	0	0	0	0.00	0.00	0	0.00
	Sub Total (A)(1)	7	3391441	3391441	53.973	53.973	0	0
2	Foreign							
a	Individuals (Non-Residents)	0	0	0	0	0	0	0.00
	Individuals/ Foreign Individuals)							
b	Bodies Corporate	0	0	0	0	0	0	0.00
c	Institutions	0	0	0	0	0	0	0.00
d	Qualified Foreign Investor	0	0	0	0	0	0	0.00
e	Any Others (Specify)	0	0	0	0	0	0	0.00
	Sub Total (A)(2)	0	0	0	0	0	0	0.00
	Total Shareholding of Promoter and Promoter Group (A)= (A)(1)+(A)(2)	7	3391441	3391441	53.97	53.97	0	0
(B)	Public shareholding							
1	Institutions							
(a)	Mutual Funds/ UTI	0	0	0	0.00	0.00	0	0.00
(b)	Financial Institutions/ Banks	0	0	0	0.00	0.00	0	0.00
(c)	Central Government/ State Government(s)	0	0	0	0.00	0.00	0	0.00
(d)	Venture Capital Funds	0	0	0	0.00	0.00	0	0.00
(e)	Insurance Companies	0	0	0	0.00	0.00	0	0.00
(f)	Foreign Institutional Investors	0	0	0	0.00	0.00	0	0.00
(g)	Foreign Venture Capital Investors	0	0	0	0.00	0.00	0	0.00
(h)	Qualified Foreign Investor	0	0	0	0.00	0.00	0	0.00
(i)	Any Other (specify)	0	0	0	0.00	0.00	0	0.00
	Sub-Total (B)(1)	0	0	0	0.00	0.00	0	0.00
B 2	Non-institutions							
(a)	Bodies Corporate	24	1120547	1119722	17.833	17.833	0	0.00
(b)	Individuals							
I	Individuals - i. Individual shareholders holding nominal share capital up to Rs 1 lakh	601	56523	22883	0.9	0.9	0	0.00
II	ii. Individual shareholders holding nominal share capital in excess of Rs. 1 lakh	13	961279	961279	15.298	15.298	0	0.00
(c)	Qualified Foreign Investor	0	0	0	0.00	0.00	0	0.00
(d)	Any Other (Clearing Member)	9	753385	753385	11.99	11.99	0	0.00
(e)	Any Other (Non-Resident Indian)	1	400	400	0.006	0.006	0	0.00
	Sub-Total (B)(2)	648	2892134	2857669	46.03	46.03	0	0
(B)	Total Public Shareholding (B)= (B)(1)+(B)(2)	648	2892134	2857669	46.03	46.03	0	0
	TOTAL (A)+(B)	655	6283575	6249110	100.00	100.00	0	0
(C)	Shares held by Custodians and against which Depository Receipts have been issued							
1	Promoter and Promoter Group	0	0	0	0	0.00	0	0
2	Public	0	0	0	0	0.00	0	0
	Sub-Total (C)	0	0	0	0	0	0	0
	GRAND TOTAL (A)+(B)+(C)	655	6283575	6249110	100.00	100.00	0	0.00

Date: 14th April, 2015
Place: Delhi

For Purshotam Investment Limited

Director/Authorised Signatory



Notes	
S.No.	Particulars

Date: 14th April, 2015
Place: Del

For Purshottam Investment Limited
Director/Authorised Signatory




(I)(b) Statement showing holding of securities (including shares, warrants, convertible securities) of persons belonging to the category "Promoter and Promoter Group"

Sr. No.	Name of the shareholder	Details of Shares held		Encumbered shares (*)			Details of warrants		Details of convertible securities		Total shares (including underlying shares assuming full conversion of warrants and convertible securities) as a % of diluted share capital
		Number of shares held	As a % of grand total (A)+(B)+(C)	No.	As a percentage	As a % of grand total (A)+(B)+(C) of sub-clause (I)(a)	Number of warrants held	As a % total number of warrants of the same class	Number of convertible securities held	As a % total number of convertible securities of the same class	
(I)	(II)	(III)	(IV)	(V)	(VI) = (V)/(III)*100	(VII)	(VIII)	(IX)	(X)	(XI)	(XII)
1	PRAVIN SANTLAL JAIN	503397	8.011	0	0	0	0	0	0	0	8.01
2	RITIKA GARG	439797	6.999	0	0	0	0	0	0	0	7.00
3	BHARAT BHUSHAN BANSAL	503397	8.011	0	0	0	0	0	0	0	8.01
4	VANDANA JAIN	503396	8.011	0	0	0	0	0	0	0	8.01
5	NEERAJ KUMAR JAIN	503397	8.011	0	0	0	0	0	0	0	8.01
6	POONAM PRAVINCHANDRA JAIN	503396	8.011	0	0	0	0	0	0	0	8.01
7	MAMTA AGGARWAL	434661	6.917	0	0	0	0	0	0	0	6.92
TOTAL		3391441	53.97	0	0.00	0.00	0.00	0.00	0.00	0.00	53.97

(*) The term "encumbrance" has the same meaning as assigned to it in regulation 28(3) of the SAST Regulations, 2011

Date: 14th April, 2015
Place: Delhi

For Purshotam Investofin Limited
Director Authorised Signatory



(I)(c)(i) Statement showing holding of securities (including shares, warrants, convertible securities) of persons belonging to the category "Public" and holding more than 1% of the total number of shares

Sr. No.	Name of the shareholder	Number of shares held	Shares as a percentage of total number of shares {i.e., Grand Total (A)+(B)+(C) indicated in Statement at para (I)(a) above}	Details of warrants		Details of convertible securities		Total shares (including underlying shares assuming full conversion of warrants and convertible securities) as a % of diluted share capital
				Number of warrants held	As a % total number of warrants of the same class	Number of convertible securities held	% w.r.t total number of convertible securities of the same class	
1	DADHWAL CHEMICAL AGENCIES	77450	1.233	0	0	0	0	77450
2	SHIVAM CHOKHANI	80640	1.43	0	0	0	0	80640
3	VIVEK CHOKHANI	173712	2.842	0	0	0	0	173712
4	SWAPAN KUMAR GHOSH	196950	2.057	0	0	0	0	196950
5	PUSPA LAHARI	163232	1.455	0	0	0	0	163232
6	SURARCHITA TRADERS PRIVATE	178600	1.989	0	0	0	0	178600
7	PRANTEEK DISTRIBUTORS PRIVATE	71400	1.076	0	0	0	0	71400
8	VARAPRADA DISTRIBUTORS (P) L	122845	2.031	0	0	0	0	122845
9	EIRENE BUSINESS SOLUTION PR	218875	1.114	0	0	0	0	218875
10	VTS MANAGEMENT CONSULTANT	270538	4.305	0	0	0	0	270538
11	SSJ FINANCE & SECURITIES PVT	628859	1.146	0	0	0	0	628859
12	PRADIP KUMAR SHAH	123245	4.762	0	0	0	0	123245
TOTAL		2306346	36.70	0	0	0	0	2306346

Date: 14th April, 2015
Place: Delhi

For Purshottam Investo In Limited

Director / Authorised Signatory




(I)(c)(ii) Statement showing holding of securities (including shares, warrants, convertible securities) of persons (together with PAC) belonging to the category "Public" and holding more than 5% of the total number of shares of the company

Sr. No.	Name(s) of the shareholder(s) and the Persons Acting in Concert (PAC) with them	Number of shares	Shares as a percentage of total number of shares {i.e., Grand Total (A)+(B)+(C) indicated in Statement at para (1)(a) above}	Details of warrants		Details of convertible securities		Total shares (including underlying shares assuming full conversion of warrants and convertible securities) as a % of diluted share capital
				Number of warrants	As a % total number of warrants of the same class	Number of convertible securities held	% w.r.t total number of convertible securities of the same class	
10	SSJ FINANCE & SECURIT	628859	10.01	0	0	0	0	10.01
TOTAL		628859	10.01	0	0	0	0	10.01

Date: 14th April, 2015
Place: Delhi

For Purshottam Investments Limited

Director / Authorised Signatory



(I)(d) Statement showing details of locked-in shares

Sr. No.	Name of the shareholder	Number of locked-in shares	Locked-in shares as a percentage of total number of shares {i.e., Grand Total (A)+(B)+(C) indicated in Statement at para (I)(a) above}
1			0.00
2			0.00
3			0.00
4			0.00
5			0.00
TOTAL		0	0.00

Date: 14th April, 2015
Place: Delhi

For Pursuottam Investment Limited

Director / Authorised Signatory


(II)(a) Statement showing details of Depository Receipts (DRs)

Sr. No.	Type of outstanding DR (ADRs, GDRs, SDRs, etc.)	Number of outstanding DRs	Number of shares underlying outstanding DRs	Shares underlying outstanding DRs as a percentage of total number of shares {i.e., Grand Total (A)+(B)+(C) indicated in Statement at para (I)(a) above}
1				0.00
2				0.00
3				0.00
4				0.00
5				0.00
TOTAL		0	0	0.00

Date: 14th April, 2015
Place: Delhi

For Purskottam Investments Limited

Director / Auto Used Signatory



(II)(b) Statement showing holding of Depository Receipts (DRs), where underlying shares held by "promoter/promoter group" are in excess of 1% of the total number of shares

Sr. No.	Name of the DR Holder	Type of outstanding DR (ADRs, GDRs, SDRs, etc.)	Number of shares underlying outstanding DRs	Shares underlying outstanding DRs as a percentage of total number of shares {i.e., Grand Total (A)+(B)+(C) indicated in Statement at para (I)(a) above}
1				0.00
2				0.00
3				0.00
4				0.00
5				0.00
TOTAL			0	0.00

Date: 14th April, 2015
Place: Delhi

For Purshotam Investment Limited



Director/Authorised Signatory